


REDMOND

CLAY™

# The Healing Clay™



**Ancient Solutions for Modern Ailments**

## An Introduction to Redmond Clay

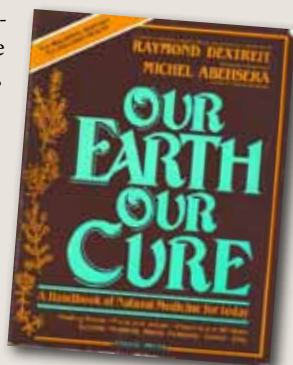
For thousands of years, people have used clay to prevent and treat physical ailments. Members of primitive tribes carried balls of hydrated clay in their packs, adding it to their meals and using it whenever dysentery, food poisoning, and other sicknesses came upon them.

Over time, the practice of using clay internally was forgotten by most cultures, but it was still used in areas near natural clay deposits. One such deposit lies near Redmond, Utah, where farmers in the early 1930s used clay on their animals to treat abrasions, bruises, and infections. Using clay was a normal part of caring for livestock, and seemed to help reduce inflammation and draw out toxins so well that people eventually began using clay for their own scrapes, sprains, bites, and burns.

In 1975, a customer introduced us to a book called *Our Earth Our Cure*, in which homeopath Raymond Dextreit described the amazing healing properties of clay from France. Dextreit claimed that ingesting the right kind of clay would bring the body into natural balance, and made health claims so bold we dismissed them without much experimentation. We knew Redmond Clay was effective on burns, stings and infections, but the idea of eating it sounded strange, and the benefits he described seemed unlikely.

Later that year, a local health food store called to ask if Redmond Clay would bring the benefits Dextreit had described, and we didn't have an answer for them. They were anxious to try it, so we had it analyzed by an independent lab who assured us it was harmless if ingested (the FDA would label it "generally recognized as safe") and gave the health food store some clay to try.

When that group of customers told us Redmond Clay delivered on Dextreit's claims, we were intrigued. We got permission to sell Redmond Clay for internal use, and in the decades since we've heard from thousands of customers who swear by the benefits of Redmond Clay. We've also learned a lot about why a strange idea like eating dirt can have such an impact on our health, and we'll try to share what we've learned with you.



*One of the first books written on the subject of clay was Our Earth Our Cure by French Homeopath Raymond Dextreit.*

## Unique Healing Properties of Redmond Clay

Most clay deposits are high in either sodium (sodium bentonite clay) or calcium (calcium bentonite clay). Redmond Clay comes from an unusual deposit, high in both sodium and calcium, which gives our clay a unique combination of properties. Redmond Clay has a strong pulling capacity, which helps draw bacteria out of the body, and it also has high swelling capacity, which helps it bind more effectively to toxins internally.

Like other natural products, Redmond Clay benefits different people in different ways. One customer might tell us it cured their ailment completely, while another customer with the same trouble may experience less dramatic improvement. The FDA's "generally recognized as safe" label seems to be accurate, though—in more than 30 years of interacting with clay customers, we've never seen any negative side effect, allergic reaction, or complication brought about by Redmond Clay.

### *Where did Redmond Clay come from?*



*Geologists say Redmond Clay is volcanic ash that fell into a prehistoric sea. Redmond Clay contains high amounts of both sodium bentonite and calcium bentonite, an unusual combination in natural deposits. The terms bentonite and montmorillonite both refer to the same type of clay in the smectite family, which is the preferred clay for personal use.*

## What Makes Redmond Clay Effective?

How does a simple product like Redmond Clay work in so many different ways? We hear that question a lot and have spent years researching the answers. Much of the answer lies in understanding four key areas that give clay the ability to influence our health. These areas are adsorption, absorption, pH level, and trace minerals.

### Adsorption

Adsorption isn't the kind of word you hear every day, but it's key to Redmond Clay's ability to help your body rid itself of toxins.

At a molecular level, the formation of bentonite resembles tiny business card shapes with the wide surfaces having a negative charge and the thin edges having a positive charge. Nature hates a lonely ionic bond, so each negatively charged ion seeks to satisfy its bond by pairing with a substance carrying a positive ionic charge. As luck would have it, many toxins, heavy metals, and free radicals carry a positive charge. The negative ions in Redmond Clay are eager to attach to these toxins, swapping negative ions for positive, and creating a bond that keeps the toxin and clay together in suspension until the body eliminates the pair together.

If you're a visual thinker, it's a reasonably accurate metaphor to imagine Redmond Clay as a magnet, and toxins as little bits of metal. Once the two become paired, it's simple for your body to dispose of the magnet, and the metal bits along with it.

### Absorption

If adsorption functions like a magnet, absorption functions like a sponge—it's a slower and less selective process, but other elements in the gut become assimilated by clay, allowing the body to rid itself of potentially harmful material after absorption occurs. Montmorillonite clays like Redmond Clay are the only clays with the ability to absorb as well as adsorb, which is why they

### Natural Wisdom



*Wild parrots eat a diet of fruits, nuts and seeds, some of which contain poisonous alkaloids. The birds naturally detoxify by eating clay, effectively ridding their bodies of these alkaloids.*

### Binding Toxins and Rehydration

*A scientific study conducted by Brigham Young University confirmed what customers have relayed for years: hydrated Redmond Clay effectively binds toxins. The study's author concluded, "We propose that this action may make Redmond Clay an effective antidiarrheal... Its biochemical make up lends it to be an effective oral rehydration solution as well." A copy of the complete study is available at [redmondclay.com](http://redmondclay.com).*

have become preferred for dietary use. Because clay is so absorbent, when using it internally, it is advisable to do so a couple of hours apart from traditional medications. Absorption is the key to Redmond Clay's unusual ability to draw infection and toxins out of the body when applied externally on sores, scrapes, or other problem areas.

## **pH**

A pH level measures the acidity of a solution. Every substance has a pH level; solutions with a pH less than 7 are said to be acidic and solutions with a pH greater than 7 are considered alkaline. With a pH level of 8.7-9.8, Redmond Clay is quite alkaline and has proven effective in neutralizing heartburn, reflux, and upset stomachs.

Recent research has renewed interest in the internal pH levels of our bodies. Our bodies carefully regulate the pH level in our blood, and there is preliminary evidence suggesting that drinking alkaline mineral water may help prevent bone loss. Many naturopathic professionals have started recommending high alkaline diets as a means of improving long-term health, and Redmond Clay customers report a variety of benefits with regular consumption.

## **Minerals**

Minerals are essential to the chemical reactions that keep our bodies healthy, and our bodies can absorb but not create minerals on their own. As modern diets have become less mineral-dense, many health-conscious people have turned to trace mineral supplements to keep their bodies functioning properly.

### **Redmond Clay contains more than 60 trace minerals**

**Calcium:** *Strong bones and teeth, nerve function, muscle contraction, and blood clotting.*

**Iron:** *Red blood cells and muscle function, white blood cells and the immune system.*

**Magnesium:** *Converting energy from food, cell repair, building strong bones, teeth and muscles, and regulating body temperature.*

**Potassium:** *Maintains fluid and electrolyte balance, cell integrity, muscle contractions, and nerve impulse transmission.*

**Copper:** *Necessary for the absorption and utilization of iron and supports formation of hemoglobin and several enzymes.*

**Selenium:** *Antioxidant. Works with vitamin E to protect body from oxidation.*

**Phosphorus:** *Helps the body make energy. It is part of every cell membrane. Every cell in the body needs phosphorus to function normally.*

**Chromium:** *Associated with insulin and is required for the release of energy from glucose.*

**Iodine:** *Component of thyroid hormones that help regulate growth, development, and metabolic rate.*

**Zinc:** *Immune system and the break down of protein, fat, and carbohydrates.*

## How to Prepare Redmond Clay

Hydrated Redmond Clay is typically two parts water to one part clay. To prepare your clay, pour one 10-oz. jar of dry clay powder into a quart-size glass jar. Fill the empty 10-oz. container with water and pour it into the jar, then put the lid on the jar and shake vigorously. Add another 10-oz container of water to the mixture, shake it again, and leave it on your counter overnight. By morning, Redmond Clay will be fully hydrated and ready for use, with a consistency similar to mustard. Kept in an airtight container, hydrated clay will never dry out, separate, or go bad. If your clay seems thick or is left out and begins to dry, simply mix in water to reach the desired consistency. Since temperature extremes don't affect clay, it can be stored wherever it's convenient—your fridge, cupboard, car, or purse.

### *Drinking Clay Powder*

Mix 1-2 teaspoons of Redmond Clay powder with a glass of water or juice. Most people don't mind the subtle taste or texture, sometimes described as chalky.

### *“Off the Top”*

You can prepare Redmond Clay water in advance, making it easier to drink daily. Add ¼ cup of clay to a two-quart glass pitcher of water. Stir in the clay, then place the pitcher in the refrigerator. Within a few hours, much of the clay will settle



*A general guideline for mixing the clay is to use two parts water to one part clay.*

to the bottom of the pitcher, leaving mostly clear water that can be poured off each day as you drink your glass of clay. As the pitcher empties and more sediment ends up in your cup than you care to drink, throw away the remaining sediment, wash the pitcher, and repeat the process. This is a convenient way to drink Redmond Clay, and Raymond Dextreit, author of *Our Earth Our Cure*, says it provides basically the same benefit as drinking clay mixed with water.

## Swallowing Clay Capsules

For people who like the convenience of swallowing pills instead of mixing powder, Redmond Clay is available in vegetarian capsules. Follow the directions on the bottle of Redmond Clay capsules.

## Clay as a Poultice

Hydrated Redmond Clay can be applied externally as a poultice on cuts, bruises, insect bites, bee stings, boils, rashes, achy joints, acne, and burns. To apply a clay poultice, place a thick layer ( $\frac{1}{4}$  to 1 inch thick) over the affected area. Redmond Clay has tremendous drawing power, so it should be washed off before it dries completely—especially when used on burns or sensitive areas such as the face. If the area can be wrapped with cheese cloth or plastic wrap, the clay can be left on overnight without drying out.

## Preparing a burrito with Redmond Clay



*A clay burrito is useful when you want to use Redmond Clay in areas that are hard to clean. Place a generous amount of Redmond Clay in the center of a piece of cheese cloth, then wrap on all four sides as if you were making a burrito. Your burrito should be about an inch thick, and is a tidy alternative that can easily be applied to eyes, ears, and to burns, rashes, stings, and cuts.*

REDMOND  
CLAY™

Watch videos  
about how to use  
Redmond Clay at:  
[redmondclay.com/video](http://redmondclay.com/video)

### **Redmond Clay Baths**

To enjoy a full-body detox, add 1 to 2 cups of Redmond Clay to a tub of hot water and soak for 20-30 minutes. The remaining clay sediment can be safely washed down the drain. We have never seen it cause problems with the plumbing.

### **Foot Baths**

Many people find that a foot bath with Redmond Clay also is a relaxing way to draw toxins out of the body. For a foot bath, add about 3 tablespoons of Redmond Clay to a pot of water that is as warm as you can stand. Soak your feet for about 30 minutes.

### **Baby Powder**

Redmond Clay is a healthy alternative to commercial baby powder. Redmond Clay is talc free, unrefined, and perfect for your baby's sensitive skin. It wicks moisture better than talc or cornstarch. Redmond Clay contains no chemicals or fragrances, so you don't have to worry about allergies or skin irritations.

## **Internal Uses for Redmond Clay**

For generations, people have taken clay to relieve occasional diarrhea, constipation, heartburn, stomachache, acid indigestion, acid reflux, and other digestive problems. Below are just a few of the problems Redmond Clay has been used for:

**Acid Indigestion**

**Acid Reflux**

**Constipation**

**Occasional Diarrhea**

**Detoxification**

**Stomachache**

**Severe Digestive Issues**

**Electrolyte Replacement**

**Hydration**

**Fatigue**

**Leg Cramps**

**Mineral Supplement**

### **Redmond Clay with a plastic wrap**



*Covering clay with plastic wrap has benefits. When using clay on burns, it is important to keep the clay moist. Plastic wrap does a great job keeping the air out. Plastic wrap also allows one to keep the clay applied for longer periods of time. For some applications, keeping the clay on overnight is helpful and less messy.*



## EXTREME STOMACH DISCOMFORT

*"I've been using the clay for a little over a month now and it's amazing! I've had moderate to severe chronic stomach illness for 7½ years. I drink about 2 tablespoons daily from the dry mixture. I was in a severe flare up for over a month, and within days of beginning the clay the worst of my symptoms had subsided...The effect this clay has is beyond helpful at ceasing painful symptoms. I went 2 days without drinking it, just being lazy, and the painful cramping, body aches, and bone aches were very prevalent...that night, I started the clay and felt great the next morning."* Lauren D. – Houston, TX

### Redmond Clay used for intestinal pain

*"I started taking the Redmond Clay [on a] Thursday afternoon. Made a large pitcher and put it in the refrigerator (I used half-cup of clay to one gallon of water). I drank three glasses of the clay water through the evening, with two glasses of filtered water in between each glass of clay. On Monday, I had no pain in my body whatsoever. It took about three days to be pain-free, which is quite amazing as I was barely able to stand up with cramping in my left side."* Monica Hoertel

*"My [bowells were] so bad that I was experiencing constant, uncontrollable (movements). I got a bottle of Redmond Clay and began taking it. After three days I couldn't believe that something so simple could help so much. My bowells are totally controlled now. Redmond Clay is a miracle and has given me my life back."*

D.G. – Kanata, ONT Canada



## SEVERE DIGESTIVE PROBLEMS

*"I am 45 years old and have suffered from digestive problems for the past ten years...Three years ago I went to see a colon specialist and contemplated having part of my colon removed. I have been on every medication presently prescribed for this condition with little or no help...I began taking Redmond Clay in liquid form two years ago. I stirred one tablespoon of clay into a glass of water and then let the majority of the clay particles settle to the bottom and then drank the clear water. I did this religiously for three months. At the end of three months everything was normal. Last January I went in for my annual exam...my doctor told me there was no need to come back for three years due to the health of my colon. I have had no relapses in the last three years and I feel wonderful."* B. Reynolds – Aurora, UT

## DIGESTIVE DISCOMFORT

*"I am a truck driver and was having a lot of trouble with acid reflux because I spent so much time sitting. It was so bad it would wake me up at night and I couldn't go back to sleep. I was introduced to Redmond Clay when I was in Utah. After I got the Redmond Clay, when I would wake up at night due to the acid reflux, I would put a teaspoon in a glass of water or juice, stir and drink...and I would be back to sleep within minutes. I used it every day for a while and my acid reflux was completely gone within six months. I used to have problems when I would eat grapefruit in the mornings or when I would eat spaghetti at night. Now I can eat anything, anytime of day with no discomfort whatsoever."* LeRoy Miller – Forest, OH

## REFLUX

*"My son...suffered from reflux at a very early age. At 14 months he was taking adult doses of reflux medicine. My friend gave me a bottle of Redmond Clay and told me of its healing properties. I have been amazed and so pleased with the results. My son is doing great. He is no longer taking any of the medicines and shows no sign of any reflux complications. He sleeps better through the night, there are no more circles under his eyes, he is more active and he eats when he is hungry. Thank you very much for...Redmond Clay. Now that my son is doing better, I feel like I have my life back. When he sleeps, I sleep."* K. Kingcaid – Milwaukee, WI

## HYDRATION

*"I have been drinking a teaspoon of Redmond Clay daily. I also put it in my water when I am working hard and sweating. It seems that I can work almost without stopping for hours. It keeps my energy level up."* B. Jenkins – UT

*"Minerals are present in living tissues and are essential to all chemical reactions in the body. However, the body cannot manufacture its own minerals and without minerals, the body will easily succumb to disease... You can trace every sickness, every disease and every ailment to a mineral deficiency."*

– Ran Knishhinsky

## External Application of Redmond Clay

Redmond Clay can be mixed into a poultice and applied to cuts, bruises, insect bites, bee stings, boils, rashes, acne, burns, severe dry skin, and achy joints. Many customers report positive results from using Redmond Clay externally. Below are just a few of the problems Redmond Clay has been applied to:

**Burns**

**Bruises/Black Eyes**

**Insect Stings/Bites**

**Diaper Rash**

**Detox**

**Severe Dry Skin**

**Facials**

**Poison Oak/Ivy**

**Ring Worm**

**Scrapes/Road Rash**

**Sprains**

**Athlete's Foot**

### SEVERE DRY SKIN

*"Years ago I had severe dry skin on my hands. I had been to dermatologists and nothing they prescribed helped me. A friend told me about Redmond Clay and I decided to try it. I mixed a teaspoon of the clay in a glass of water; after the clay settled out, I drank the clear water, and then I put the wet clay in the bottom of the glass on my hands and let it dry. I noticed it started helping immediately and within a week, the dry skin was totally gone... and has never come back." M.T. – Aurora, UT*

### CUT

*"I was operating a chain saw and put an 8-inch long gash in my thigh above my knee, which required several stitches. A few days later it developed a bright red streak going up my leg to the groin area. I packed the wound in a poultice made of Redmond Clay and wrapped it with plastic...then I covered that with a towel to hold it in place during the night. The next morning I removed it all and the red streak was gone."*

T. Alquist – Murray, UT

**Animals in nature have used clay long before man**



*In the wild, elephants take mud baths because the mud offers protection to their skin. Think about your grandmother's wisdom. When you were younger, and got stung by a bee, grandma covered it with mud. Placing mud on the sore, draws out the sting, increases circulation, and promotes healing.*

## POISONOUS PLANTS

*"Redmond Clay saved my day! I spent the major part of the first day at the expo looking for any product that might help (my poison oak). I pretty much tried everything there and was walking out when my wife said, 'Hey, why don't you try this clay?' All the huge number of other products, external and internal, that I tried that day, helped very little or not at all. The Redmond Clay started easing the burning pain immediately, and by next morning, the rash was at least 50 percent improved where the clay was applied. It is so amazing! It works like magic!"* Sam Zollman – Reseda, California

## SUNBURN

*"My pre-school age son went out to jump on the trampoline in his swimming suit. When he tired of jumping, he laid down and fell asleep. I don't know how long he was there, but when we found him, he was lobster red. I put him in a tub of water and threw in a couple of handfuls of Redmond Clay. I had him stay in the tub playing for at least an hour. I read him stories to keep him entertained. When the water got too cool for comfort, I added some warm to it. I had him lay down in the water so his shoulders were submerged part of the time. I also made a mud of the clay and put some on his face. He went to bed pain free that night. The next morning he was still a little pink so we did the hour long clay bath again. He never blistered, peeled, or showed any sign of having been burnt so badly."* Dayna M. – Logan, UT

### Using Redmond Clay on sunburn



Redmond Clay can effectively be used on sunburns. Place a generous layer to the affected area and cover with plastic wrap to keep the clay moist. The clay usually offers immediate cooling relief.



This picture (above) was taken two days after a severe sunburn. By keeping clay on the burn, the skin turned nicely to a tan. New clay was applied a few times each day.

## SUNBURN

*“My sister’s little boy and a next door friend were outside for hours (from 1:00 pm to 5:00 pm) in the sun and both were badly burnt. My sister had her boy do the clay bath. Her boy had some minor peeling on his shoulders. The other boy didn’t do the clay bath and he had some serious blistering and was in a lot of pain for days.”* Dayna M. – Logan, UT

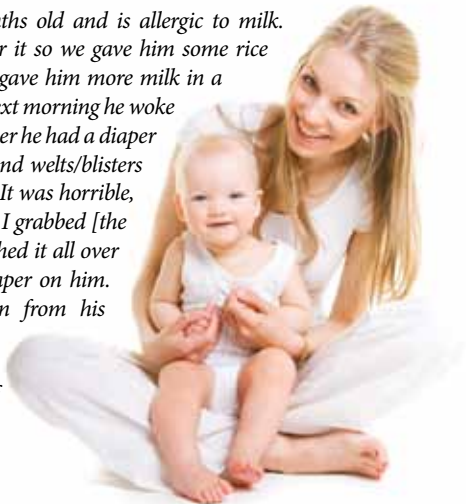
## WASP STINGS

*“When our son Cody was about 10 years old, he and a friend, Spencer, were out playing in the field behind our home. They saw a wasp nest and decided to take a stick and knock it down. As soon as the nest hit the ground, the wasps swarmed all over Spencer’s head and face, stinging him many times. They both raced home, and Spencer’s parents were not home and neither were we. Cody, knowing that clay was very good for bee stings, quickly made a clay mud pack and put it all over Spencer’s wasp stings. When the parents got home, they said that Spencer was allergic to bee stings and quickly took him to the emergency room with the clay still all over him. When the doctor examined Spencer, he said that putting the clay on may have saved his life.”* Concha and Terry Ahlquist

### Redmond Clay Baby Powder– An effective and healthy option

*“I have a son who is 17 months old and is allergic to milk. We thought he was getting over it so we gave him some rice pudding. My dad accidentally gave him more milk in a bowl of cereal soon after. The next morning he woke up and when I changed his diaper he had a diaper rash that was fire engine red and welts/blisters the size of the top of my pinky. It was horrible, I’ve never seen anything like it. I grabbed [the Redmond Clay gel] and smoothed it all over his bottom and then put a diaper on him. Immediately he calmed down from his hysterical crying. I put him down for a nap and when he woke up an hour and a half later it was completely gone!”*

Trina Morford – Houston, Texas



## SKIN IRRITATION

*"Some time ago I started to break out with sores. I immediately applied a heavy layer of Redmond Clay gel to the itching area. Thirty-six hours later, all redness and itching were gone and the sores never developed again."* Marilyn H. – Arizona

### Redmond Clay treatment on road rash from cycling accident



*Road bike accident at 25+ mph. Dirt, rocks, and gravel embedded into leg. Race doctor said it would need to be professionally cleaned by a doctor to avoid it becoming a permanent "tattoo" from the deeply embedded debris.*



*The pain decreased almost immediately after the wet clay was applied. The clay looks a little lumpy because it wasn't previously mixed into a gel, so it didn't have a chance to fully hydrate before it was applied.*



*Notice how clean the wound is after the clay was able to lift and remove the rocks and dirt without needing to have a doctor painfully "clean" the leg. Clay was applied two more times after this picture and the leg healed completely.*

## BURN

*"This summer I was working at our family ranch on a backhoe. As I got off from the machine, I grabbed the hot vertical exhaust pipe and burned my right hand badly. The Redmond Clay was applied and I was back on the machine in 5 minutes (hand wrapped in clay, a plastic bag, and a cloth glove) with zero pain. It never blistered and was as if nothing had happened when I took the bandage off the next morning."*

R. Brimhall – Provo, UT

## ANKLE SORENESS

*"My 6-year-old son was coming down the stairs and he tripped and hurt his ankle. He refused to put any weight on it because it bothered him so much. That night he was crying because it hurt so bad and just wanted to go to sleep. I wrapped his foot with a Redmond clay poultice, and then wrapped plastic wrap*

*around it so that it wouldn't dry out. After I wrapped his ankle he said, 'Thanks Mom,' and was able to fall asleep almost immediately. He woke up the next morning and was putting a little weight on it, and was able to be mobile again. I did the same thing the next night and the next morning he woke up without even a limp! He was running around the house later that night! It was amazing!"* Jennilee Gardner

## DRY SKIN

*"I have been struggling with [severe dry skin] for the past 5 years or so. I have adjusted my diet to involve only whole foods which helped, however there were a few stubborn patches that just refused to go away. My fingers were swollen to almost double their original size and were red and irritated. I had tried almost everything on my fingers to get the [severe dry skin] to go away, but was unsuccessful. I started to soak in a bathtub with Redmond Clay. Two weeks later I noticed that my dry skin is completely gone. I no longer suffer from the painful itch that just doesn't go away and I can wear my wedding ring again!"* Jennilee Gardner

**"Awesome for exfoliating and tightening the pores!"**



*"We are having amazing results with hydrated Facial Mud. The clay is absolutely awesome for exfoliating and tightening the pores! I would highly recommend every spa to carry this hydrating mud!"*

Dr. Russ Newman, Lymphologist – Mesa, AZ

## **SORENESS & PAIN**

"My husband has had a very painful elbow/arm for several weeks after tearing something doing pull-ups. He has been dreading going to the doctor, knowing they would want to do an MRI... surgery...you know the drill! After listening to [a Redmond Clay presentation] I came home and told him to make a clay burrito. It has only been one day, and he is virtually pain free. What amazing stuff! Ronda G. – St. George

### **Using Redmond Clay on torch burn**



*After an acetylene torch went across Troy's arm, Redmond Clay was applied directly to the burn and was covered with plastic wrap. The clay immediately reduced the pain. The clay sealed the wound, pulled out the bacteria, and increased circulation—three necessary components for healing to occur. The burn healed well and just two weeks later, the skin was pink.*

### **"Within a few minutes, the pain was gone..."**

*"I had major back surgery. When the large adhesive bandage was removed, my back was like a third degree burn. After a trip to the emergency room, and an overnight stay, for 16 days we tried numerous treatments. Within a few minutes (of using Redmond Clay) the pain was gone, and for the first time in 16 days, I could sleep. In less than two weeks it was totally healed."*

John K., Redmond, UT





## BURN ON HAND

*"(My daughter) put her hand on the hot stove...Her hand was stuck to the coils...I quickly pulled her hand off leaving skin that was attached to the coils. Her hand swelled immediately with fluid...I put her hand under cold water for about 15 seconds, then immediately smothered the entire burn with clay gel and covered it with cellophane wrap...To my surprise the next morning when she woke up, I removed the wrap and found the swelling and fluid was completely gone. You could still see the coil mark, but it was mainly just red. Within three days after the burn, the redness was completely gone. In fact, there was hardly anything that would even indicate such a severe burn. I know it was because of the clay." H. Mickelsen – Aurora, Utah*

## Redmond Clay treatment on shattered bones in nose and face



*During a baseball game, Kelby got hit by a baseball which shattered his nose and cheek bone. He was rushed to the emergency room and the doctor told him he needed reconstructive surgery, but could not have the surgery for at least a few days until the swelling was gone.*



*Kelby's face became very swollen and breathing was difficult. He came home from the hospital and packed his face in Redmond Clay. The pain reduced to minimal and breathing became normal. As he removed the clay, he noticed the swelling had greatly reduced.*



*The picture above was taken only two hours after the first application of clay. Two more applications were used that night. The next day, he visited the doctor, who couldn't believe the swelling had reduced so quickly. He was able to go into surgery immediately.*

## BRUISE

*"I was playing softball and was hit on the shin by a hard hit line drive. I figured I would have a bruise for weeks. I went home and packed it in a poultice of Redmond Clay, covered it with a towel and left it on overnight. The next morning there was no bruise visible, but it was still tender to the touch. I packed it in Redmond Clay again the second night and the next morning when I took the poultice off, there was still no bruise and no pain even when I pushed on where the injury had been."*

Cheryl Buchanan – Venice, Utah

## WASP STINGS

*"I was moving a table saw and pushed my hand into a wasp nest. I received at least a dozen stings on my hand. I immediately packed my hand in Redmond Clay gel and within 20 minutes the intense pain was gone. Within an hour it was as if I hadn't even been stung."*

R.J. – Utah

## BEE STING

*"A week ago I got stung by a bee, I got most of the stinger out but my arm was pretty painful and swollen. I made the clay mixture, covered it on my arm with plastic wrap, took it off that night and the rest of the stinger was laying in the clay."* Lauren D. – Houston, TX

## INSECT BITES

*"Your Redmond Clay is great for taking the itch out of tick bites! We live in tick country here in Oklahoma and we get more tick bites than mosquito bites. Your clay takes the itch away better than anything there is."*

J. Chappell – Pittsburg, OK

For a free e-booklet on how your family can benefit from using Redmond Clay, visit us at: [www.redmondclay.com](http://www.redmondclay.com)

## Redmond Clay used on a sore that would not heal



*Within 15 minutes of applying Redmond Clay to a deep sore that would not heal, Anthony's pain went from a 10 to a 2. By the next day, it went to a zero.*

*Just two weeks after regularly applying clay to the wound, his back showed remarkable improvement (top middle), drawing out much of the infection.*

*Ten weeks after the first application of Redmond Clay, Anthony's doctor said the wound had completely closed (bottom).*

## About Redmond Trading Company

By most standards, Redmond is a very different organization. In today's business world, many companies exist around the idea that profit is the sole reason for existence and employees are a means to that end. By contrast, Redmond's philosophy is that profit is the means, and that the end goal is human development and life enhancement.

This is evident in Redmond's business practices, its commitment to improving the community, and its promise to provide continual growth opportunities for its employees.

### Why we do what we do...

At Redmond we're passionate about wellness and believe nature has it right with products and people. Real products are rarely the idealized image of perfection that many have been led to believe. As with products, so with people. We believe people have a certain beauty born not of idealized image but of natural uniqueness. We embrace real and believe it to be the essence of life and the source of wellness of mind and body. This belief was the foundation upon which we've built the Redmond Trading family of brands including Real Salt<sup>™</sup> and Redmond Clay<sup>™</sup>.

REDMOND



The Healing Clay<sup>™</sup>





Redmond Trading Company, L.C.  
475 West 910 South • Heber City, UT 84032  
[www.redmondclay.com](http://www.redmondclay.com) • 800-367-7258